

# *Imagine* designs for the future—today

E-mobility materials selection guide

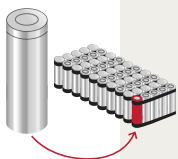
The DOW logo is a red diamond shape with the word "DOW" in white, bold, sans-serif capital letters. A small registered trademark symbol (®) is located to the right of the word.

**DOW**




# Designing the future

## xEV Battery module designs




### Cylindrical cells

These are the most common cell type in the battery industry. Used in specific electric vehicle applications, silicone materials supporting the use of more efficient, automated assembly processes deliver consistent performance.



### Prismatic cells

As an increasingly popular alternative to cylindrical cells, their energy density offers performance improvements – while their shape simplifies the task of connecting cells together into battery packs. Due to higher energy density, sufficient thermal management is critical to manage the performance of these cell types.



### Pouch cells

Comprised of thinly separated pouches, these cells require additional processing steps for assembly, due to their lack of rigidity. In return, they are able to deliver high specific energy, and application-specific customization. Selecting the right adhesives, encapsulants, and thermal management solutions for these varied battery forms is a critical process.

The market for plug-in hybrid and battery-powered electric vehicles (xEV) is on track to grow exponentially in the coming years, fueled by tumbling lithium-ion battery prices, favorable government policies, and aggressive plans from automakers to ramp up production. But realizing that potential will depend on a number of factors, including the industry's ability to meet consumer expectations for reliability, performance, and value.

This will challenge battery makers to design for the large-volume production of lithium battery packs that are smaller, lighter, and less expensive. These higher-energy-density packs will be capable of delivering more power, longer, through better thermal control.

Manufacturers and designers of other xEV components – including battery management systems, power control units, DC/DC converters, and electric motors – face many of the same thermal management, assembly, and protection challenges. We engineer new, innovative materials to help you create new, energy-efficient products. Let's find solutions. With excitement. With focus. With ingenuity. Together.

## Silicone advantages

The silicone properties enabling Dow materials to excel in a wide range of PCB system assembly and automotive applications could prove invaluable in addressing challenges associated with designing, and producing large volumes of lithium battery systems, and other components, for the electric vehicles of tomorrow. Some of silicone's inherent properties addressing these challenges are:

- Very low thermal resistance
- Flow, wetting, adhesion, and cure properties that can help speed and simplify processing
- Excellent thermal stability – wide operating temperature range
- Reliable performance under harsh conditions – resistance to thermal shock, oxidation, moisture, and chemicals
- Excellent electrical insulation (dielectric strength)
- Excellent stress relief
- Silicone foams enable light weighting

## Materials innovation for thermal management

Thermally-conductive silicone materials from Dow have properties that can help you reduce operating temperatures, and extend the life and performance of batteries and other electric vehicle PCB system components.


- **Thermal gap fillers** are soft, compressible, two-part silicone, high thermal-conductivity materials specifically formulated to process easily, and to effectively dissipate heat from critical automotive parts, such as battery packs or module assemblies, and other high-heat applications.
- **Thermally-conductive silicone adhesives** used for coupling the battery pack to the cooling plate
- **Non-curing, thermally-conductive silicone compounds**, with a possible applied temperature range of -40°C to 150°C, for conducting heat in ADAS modules.

## Proven solutions

Silicone adhesives, conformal coatings and encapsulants, foams, and thermal management solutions have already demonstrated decades of proven performance under the harshest automotive conditions. They are resistant to shock, oxidation and moisture, and maintain their mechanical and chemical properties across operating temperatures from -40°C to 200°C.


- **Thermal management materials** – From engineered elastomers designed for heat-resistant sealing and gasketing, to silicone gels and encapsulants for potting PCB circuitry in the battery pack's power management system – thermal management materials from Dow are consistently reliable.
- **Adhesives** – Used in a variety of applications, including staking large capacitors for vibration control, extra support for large components on circuit boards, electromagnetic shielding, and housing sealing, DOWSIL™ self-priming adhesives form long-lasting bonds, without the need for mechanical fastening and clamping. In addition, many are re-workable to allow for easier module repair. They are typically solventless solutions that minimize the need for special storage, handling, or ventilation.

- **Thermally-conductive silicone gels and encapsulants** are flowable materials that facilitate high-volume processes in automated production, and can be used as an alternative to pre-cured pads, to provide lightweight thermal coupling between cells and modules.



- **Foams** – Our silicone foams are designed for efficiency in processing. The two-part, RTV foams are dispensed directly on the part surface. Foams can be a lightweight alternative to traditional encapsulant and sealant options.
- **Conformal coatings** – Silicone conformal coatings offer an extraordinarily broad range of durometers, as well as extremely low modulus options. That means they deliver better stress relief on delicate board components during thermal cycling. DOWSIL™ conformal coatings come in a range of viscosities to help you meet all of your processing and application demands.

# DOWSIL™

silicones by 



# Innovative technologies

Meeting the needs for performance, design flexibility, and cost control

## **DOWSIL™ EA-4700 CV Adhesive**

Designed for automotive applications where fast curing to achieve adhesive and sealing performance is critical, including electronic control units, sensor modules, and battery pack applications where lid seal, base plate attaching, gasketing or connector sealing is required.

## **DOWSIL™ TC-4535 CV Thermally Conductive Gap Filler**

Designed to dissipate the heat from PCB module assemblies mounted on printed circuit board to heat sink, this gap filler provides a reliable cooling solution for engine or transmission control units, on board chargers, or in battery packs or modules.

## **SILASTIC™ 3-8186 Thixotropic Foam**


Designed to form dispensed-in-place compression gaskets in applications that require low sealing force. Uses include sealing automotive components and lighting.

# Improved thermal conductivity, easier processing, and long-term performance stability

The versatile properties of silicones enable highly tunable performance attributes that are driving new innovations for streamlining assembly, and enhancing the performance of advanced automotive batteries. Besides designing new materials to meet specific performance and processing requirements, Dow offers many proven, innovative, and emerging silicone technologies for xEV applications.



# Contents

	Section	Application	Material set
	<b>EV Battery</b>	<b>EV Battery pack</b>	
		<b>Thermal management</b>	Thermally-conductive adhesives, thermal materials
		<b>Assembly</b>	Adhesives, EMI shielding, silicone foams
		<b>Protection</b>	Adhesive, silicone foams, gels
		<b>Battery management system (BMS)</b>	
		<b>PCB protection</b>	Conformal coatings, gels
	<b>Powertrain</b>	<b>Inverter/Converter</b>	
		<b>Thermal management</b>	Thermally-conductive adhesives, compounds, and gap fillers
		<b>Assembly</b>	Adhesives, EMI shielding, silicone foam gasket, cure-in-place gaskets
		<b>PCB protection</b>	Conformal coatings
		<b>Electric motor</b>	
		<b>Control unit thermal management</b>	Thermally-conductive adhesives, thermally-conductive encapsulant
		<b>Protection</b>	Conformal coatings, thermally-conductive encapsulants
		<b>On-board charger</b>	
		<b>Thermal management</b>	Thermally-conductive encapsulants and gap fillers
		<b>Assembly</b>	Adhesives, EMI shielding
<b>Protection</b>	Conformal coatings, gels		
	<b>Thermal system</b>	<b>PTC heater</b>	
		<b>Thermal management and assembly</b>	Thermally-conductive adhesives
		<b>Electric compressor</b>	
		<b>Protection</b>	Conformal coatings
		<b>Sheath heater</b>	
		<b>Protection</b>	Encapsulants



# EV Battery

## EV Battery pack

### Thermal management

	Product	1- or 2-part	Color	Thermal conductivity (W/m.K)	Cure type	Cure (time/temp.)
Thermally-conductive adhesives	DOWSIL™ 1-4173 Thermally Conductive Adhesive	1-part	Gray	1.8	Heat	1.5 hr @ 100°C 30 min @ 125°C 20 min @ 150°C
	DOWSIL™ SE 4485 Thermally Conductive Adhesive	1-part	White	2.8	Moisture	–
Encapsulants	SYLGARD™ 170 Silicone Elastomer	2-part (1:1)	Dark gray to black	0.48	Room temperature or heat accelerated	1 day @ 25°C 25 min @ 70°C 10 min @ 100°C
	SYLGARD™ 170 Fast Cure Silicone Elastomer	2-part (1:1)	Black	0.4	Room temperature or heat accelerated	10 min @ 25°C
Thermally-conductive gap fillers	DOWSIL™ TC-4515 Thermal Gap Filler	2-part (1:1)	Part A: White Part B: Blue	1.8	Room temperature or heat accelerated	2.5 hrs @ 25°C 30 min @ 80°C
	DOWSIL™ TC-4535 CV Thermally Conductive Gap Filler	2-part (1:1)	Part A: White Part B: Blue	3.4	Room temperature or heat accelerated	2 hrs @ 25°C

### Assembly

	Product	1- or 2-part	Color	Cure type	Cure (time/temp.)	Viscosity (cP)
Adhesives	DOWSIL™ SE 9168 RTV Adhesive	1-part	Gray	Room temperature	Tack free: 6.5 min @ 25°C	–
	DOWSIL™ EA-4700 CV Adhesive	2-part (1:1)	Part A: White Part B: Black	Fast, room temperature or heat accelerated	2 hrs @ 25°C	Part A: 24,000 Part B: 18,000 Mixed: 27,000
EMI shielding	DOWSIL™ EC-6601 Electrically Conductive Adhesive	1-part	Tan	Room temperature with mild heat acceleration	Skin over: 30 min	Initial extrusion rate @ g/min: 2.20
Silicone foam	DOWSIL™ 3-3186 Thixotropic Foam	2-part (1:1)	Part A: Black Part B: Off white	Heat	10 min @ 75°C	Part A: 135,000 Part B: 125,000

CV=Controlled volatility  
JIS=Japanese Industrial Standard



Viscosity (cP)	Specific gravity (cured)	Lap shear (MPa)	Durometer	Notes
61,000	2.7	4.5, 650 psi (Al)	92 Shore A	UL 94 V-0
-	2.9	1.2, 168 psi (Glass to glass)	90 Shore A (JIS)	
Part A: 3,160 Part B: 1,110 Mixed: 2,135	Parts A/B: 1.37 Uncured	-	47 Shore A	UL 94 V-0
Part A: 3,436 Part B: 1,287 Mixed: 2,361	Parts A/B: 1.38 Uncured	-	45 Shore A	UL 94 V-0
Part A: 215,000 Part B: 230,000 Mixed: 240,000	2.7 Uncured	NA	50 Shore 00	UL 94 V-0 CTI ≥ 600 certifications
Part A: 200,000 Part B: 230,000 Mixed: 205,000	3.1 (density)	NA	52 Shore 00 18 JIS Type E	UL 94 V pending



Specific gravity (cured)	Lap shear (MPa)	Durometer	Tensile strength (MPa)	Elongation (%)	Notes
1.32	1.9, 275 psi (Glass)	44 Shore A (JIS)	3.69	363	
1.16 (density)	1.2 @ 2 hrs 2.2 @ 8 hrs 3.1 @ 24 hrs 3.9 @ 3 days (Al) 1.8 @ 2 hrs 2.0 @ 8 hrs 2.1 @ 24 hrs 2.7 @ 3 days (PBT)	19 Shore A (JIS)	3.7	630	
3.37	1.30 (Al)	80 Shore A	1.51	194	Volume resistivity: 2.7E -3 ohm *cm Shielding effectiveness: 86 dB
0.225 (density)	NA	-	Die A, 0.18	140	Compression deflection ILD @ 23°C 25%: 0.032 MPa, 4.7 psi 50%: 0.085 MPa, 12.4 psi 75%: 0.33 MPa, 48.6 psi Compression set 72 hrs @ 23°C 50% deflection: 3%

## EV Battery pack (continued)

### Protection

	Product	1- or 2-part	Color	Thermal conductivity (W/m.K)	Cure type	Cure (time/temp.)
Adhesive	DOWSIL™ 7091 Adhesive Sealant	1-part	Black, white, gray	–	Room temperature	3-7 days @ 25°C
Silicone foam	DOWSIL™ 3-6548 Silicone RTV Foam	2-part (1:1)	Black	NA	Room temperature	Rate varies with dispensed thickness
Gels	SYLGARD™ 567 Primerless Silicone Encapsulant	2-part (1:1)	Black	0.29	Room temperature or heat accelerated	3 hrs @ 70°C 2 hrs @ 100°C
	SYLGARD™ 527 Silicone Dielectric Gel	2-part (1:1)	Clear or red	0.19	Room temperature or heat accelerated	3.5 hrs @ 100°C 75 min @ 125°C 35 min @ 150°C

## Battery management system (BMS)

### PCB protection

	Product	1- or 2-part	Color	Viscosity (cP)	Cure type	Cure (time/temp.)
Conformal coatings	DOWSIL™ 1-2577 Low VOC Conformal Coating	1-part	Transparent	1,050	Room temperature or mild heat acceleration	6 min @ 25°C 1.5 min @ 60°C (15% RH)
	DOWSIL™ 3-1953 Conformal Coating	1-part	Translucent	350	Room temperature	8 min @ 25°C 0.5 min @ 60°C (15% RH)
	DOWSIL™ CC-3122 Conformal Coating	1-part	Translucent	80	Room temperature or heat accelerated	Skin over: 6 min @ 25°C (50% RH)
Gels	DOWSIL™ EG-4200 Dielectric Tough Gel	2-part (1:1)	Blue	Parts A/B: 400	Fast, room temperature	–
	DOWSIL™ EG-4230 Gel	2-part (1:1)	Black	Part A: 350 Part B: 310 Mixed: 480	Fast, room temperature	Gel time: 13 min @ 25°C



Viscosity (cP)	Specific gravity (cured)	Durometer	Tensile strength (MPa)	Elongation (%)	Notes
Non-flowing	1.4	30 Shore A	2.5	680	UL 94 V-1
Part A: 40,000 - 60,000 Part B: 50,000 - 75,000	0.22 - 0.32 (density)	-	0.28, 33 psi	NA	Compression deflection: @ 20%: 5.2 psi, 35,900 N/m <sup>2</sup> @ 40%: 10.1 psi, 69,600 N/m <sup>2</sup> @ 60%: 21.2 psi, 146,000 N/m <sup>2</sup>
Part A: 2,060 Part B: 570	1.24 Uncured	40 Shore A	NA	NA	UL 94 V-0, MIL-PRF-2358 6F (Grade B2) Type 1, Class IV QPL
Part A: 470 Part B: 454 Mixed: 465	0.95 Uncured	NA	NA	NA	UL 94 HB

Nonvolatile content (%)	Specific gravity (cured)	Durometer	Notes
Forced draft volatility: 33.6	1.12	85 Shore A 25 Shore D	UL 94 V-0; UL 94 5VA; UL 746E; MIL-I-46058C Amend 7; IPC-CC-830B
99.4	0.98	34 Shore A	UL 94 V-0; UL 746E; MIL-I-46058C Amend 7; IPC-CC-830B
-	1.03	75 Shore A	
-	0.97 Uncured	61 Shore 00	UV indicator for inspection; UL 94 V-1 @ 10.9 mm
-	0.97 Uncured	33 Shore 00	UL 94 HB



## Inverter/Converter

### Thermal management

	Product	1- or 2-Part	Color	Thermal conductivity (W/m.K)	Thermal resistance (°C/W)	Cure type	
Thermally-conductive adhesives	DOWSIL™ Q1-9226 Thermally Conductive Adhesive	2-part (1:1)	Gray	0.8	NA	Heat	
	DOWSIL™ 1-4174 Thermally Conductive Adhesive	1-part	Gray	1.78	NA	Heat	
	DOWSIL™ TC-2030 Adhesive	2-part (1:1)	Gray	2.7	NA	Heat	
	DOWSIL™ TC-2035 Adhesive	2-part (1:1)	Part A: White Part B: Reddish brown	3.3	NA	Heat	
Thermally-conductive compounds	DOWSIL™ TC-5026 Thermally Conductive Compound	1-part	Gray	2.9	0.03 @ 40 psi	Non-curing	
	DOWSIL™ TC-5625C Thermally Conductive Compound	1-part	Greenish yellow	2.7	0.09 @ 40 psi	Non-curing	
	DOWSIL™ SC 4471 CV Thermally Conductive Compound	1-part	White	2.0	–	Non-curing	
Thermally-conductive gap fillers	DOWSIL™ TC-4515 Thermal Gap Filler	2-part (1:1)	Part A: White Part B: Blue	1.8	NA	Room temperature or heat accelerated	
	DOWSIL™ TC-4525 Thermally Conductive Gap Filler	2-part (1:1)	Part A: White Part B: Blue	2.6	0.42 @ 85 μm 0.73 @ 45 μm 1.23 @ 309 μm	Room temperature or heat accelerated	
	DOWSIL™ TC-4535 CV Thermally Conductive Gap Filler	2-part (1:1)	Part A: White Part B: Blue	3.4	NA	Room temperature or heat accelerated	

CV=Controlled volatility  
JIS=Japanese Industrial Standard

Cure (time/temp.)	Viscosity (cP)	Specific gravity (cured)	Lap shear	Durometer	CTE (ppm/K)	Notes
100°C or above	Part A: 48,000 Part B: 43,000 Mixed: 59,001	2.14	375 psi, 2.6 MPa (Al)	67 Shore A	-	
1.5 hrs @ 100°C 30 min @ 125°C 20 min @ 150°C	62,300	2.71 Uncured	646 psi, 4.5 MPa (Al)	92 Shore A	-	UL 94 V-0
1 hr @ 130°C	Part A: 250,000 Part B: 200,000 Mixed: 220,000	2.9 (density)	435 psi, 3 MPa (Al)	92 Shore A	-	
30 min @ 125°C 10 min @ 150°C	Part A: 130,000 Part B: 118,000 Mixed: 125,000	3.0 (density)	381 psi, 2.63 MPa (Al) 416 psi, 287 MPa (Cu)	95 Shore A (JIS Type A) 45 Shore D	-	UL 94 V-0
Non-curing	100,000	3.5 Uncured	-	-	-	
Non-curing	77,000	4.2 Uncured	-	-	-	
Non-curing	116,000	2.76	-	-	-	
2.5 hrs @ 25°C 30 min @ 80°C	Part A: 215,000 Part B: 230,000 Mixed: 240,000	2.7 Uncured	NA	50 Shore 00	160: -50°C to 150°C	UL 94 V-0
2 hrs @ 25°C 20 min @ 50°C 10 min @ 80°C	Part A: 207,000 Part B: 193,000 Mixed: 217,000	2.9	NA	55 Shore 00	95: -50°C to 80°C 123: -50°C to 150°C	UL 94 V-0
2 hrs @ 25°C	Part A: 200,000 Part B: 230,000 Mixed: 205,000	3.1 (density)	NA	52 Shore 00 18 JIS Type E	-	UL 94 Pending





# Inverter/Converter (continued)

## Assembly

	Product	1- or 2-Part	Color	Cure type	Cure (time/temp.)	Viscosity (cP)
Adhesives	DOWSIL™ EA-6060 Adhesive	2-part (1:1)	Part A: Black Part B: White	Heat accelerated	30 min @ 80°C 15 min @ 90°C 10 min @ 100°C	Part A: 190,000 Part B: 90,000 Mixed: 115,000
	DOWSIL™ 3-6265 Thixotropic Adhesive	1-part	Black	Heat	1 hr @ 125°C 30 min @ 150°C	Low shear: 1,020,000 High shear: 235,000
	DOWSIL™ EA-4700 CV Adhesive	2-part (1:1)	Part A: White Part B: Black	Fast, room temperature or heat accelerated	2 hrs @ 25°C	Part A: 24,000 Part B: 18,000 Mixed: 27,000
EMI shielding	DOWSIL™ EC-6601 Electrically Conductive Adhesive	1-part	Tan	Room temperature with mild heat acceleration	Skin over: 30 min	Initial extrusion rate @ g/min: 2.20
Silicone foam gasket	DOWSIL™ 3-8209 Silicone Foam	2-part (1:1)	Part A: Dark gray Part B: Colorless	Room temperature	Tack-free: 10 min max @ 25°C	Part A: 11,000 - 17,000 Part B: 12,000 - 17,000
		1- or 2-Part	Color	Cure type	Cure (time/temp.)	Specific gravity
Cure-in-place gaskets (CIPG)	SILASTIC™ RBL-9694-20P Liquid Silicone Rubber	2-part (1:1)	Part A: Black Part B: White	Addition	2 min, 45 sec @ 115°C	1.17
	SILASTIC™ RBL-9694-30P Liquid Silicone Rubber	2-part (1:1)	Part A: Black Part B: White	Addition	46 sec @ 115°C	1.20
	SILASTIC™ RBL-9694-45M Liquid Silicone Rubber	2-part (1:1)	Part A: Black Part B: White	Addition	34 sec @ 115°C	1.20

CV=Controlled volatility  
 JIS=Japanese Industrial Standard  
 \* 3.2 mm nozzle @ 0.63 MPa  
 \*\* 90 psi, 1/8-inch orifice

## PCB Protection

	Product	1- or 2-Part	Color	Cure type	Cure (time/temp.)
Conformal coatings	DOWSIL™ 3-1953 Conformal Coating	1-part	Translucent	Fast, RTV, with mild heat acceleration possible	Tack-free: 8 min @ 25°C 0.5 min @ 60°C (15% RH)
	DOWSIL™ 3-1965 Conformal Coating	1-part	Translucent	RTV, with mild heat acceleration possible	Tack-free: 6 min @ 25°C
	DOWSIL™ 1-2577 Low VOC Conformal Coating	1-part	Transparent	RTV, with mild heat acceleration possible	Tack-free: 6 min @ 25°C 1.5 min @ 60°C (15% RH)

Specific gravity (cured)	Lap shear (MPa)	Durometer	Tensile strength (MPa)	Elongation (%)	CTE (ppm/°C)	Notes	
1.25	2.8 (AlSi10Mg) 2.3 (AlMg1)	42 Shore A	3.1	290	214	UV indicator for inspection	
1.34	611 psi (Al)	60 Shore A	4.8	165	275	UV indicator for inspection	
1.16 (density)	2 hrs @ 25°C: 1.2 5 min @ 80°C: 1.3 (Al) 2 hrs @ 25°C: 1.8 5 min @ 80°C: 1.5 (PBT)	19 Shore A (JIS)	3.7	630	–		
3.37	1.30 (Al)	80 Shore A	1.51	194	–	Volume resistivity: 2.7E -3 ohm *cm Shielding effectiveness: dB	
A/B: 1.07/1.01	NA	45 Shore 00	–	–	–	Compression set @ 50%, 22 hr @ 70°C: -Non-post cured: 32% -Post-cured 1 hr @ 100°C: 4% -Stress-strain characteristics in compression: 74 KPa	
Lap shear adhesion (MPa)	Durometer	Extrusion rate (g/min)	Tensile strength (MPa)	Elongation (%)	Modulus 100% (MPa)	Tear strength (Kn/m)	Compression set - 22 hrs @ 25%
1.3: 10 min @ 150°C (Vinyl ester)	21 Shore A	Part A: 119* Part B: 282	Die C: 5.9	925	0.39	Die B: 13	@ 132°C: 36%
1.0: 10 min @ 150°C (Al)	32 Shore A	Part A: 75* Part B: 178	Die C: 7.2	820	0.8	Die B: 14	@ 177°C: 31%
1.64: 10 min @ 150°C (Al) 1.35: 10 min @ 150°C (PA66 GF30)	45 Shore A	Part A: 77** Part B: 98	Die C: 7.25	600	1.45	Die B: 45	@ 177°C: 29%

Viscosity (cP)	Specific gravity (cured)	Durometer	Nonvolatile content (%)	Notes
350	0.98	34 Shore A	99.4	UV indicator for inspection; Non solvent based; UL 94 V-0; MIL I-46058C Amend 7; IPC-CC-830B
115	0.99	33 Shore A	–	UV indicator for inspection; UL 94 V-0; UL 746E; MIL I-46058C Amend 7; IPC-CC-830 with Amendment 1
1,050	1.12	85 Shore A 25 Shore D	Forced draft volatility: 33.6	UV indicator for inspection; UL 94 V-0; UL 94 5VA; UL 746E; MIL I-46058C Amend 7; IPC-CC-830B

# Electric motor

## Control unit thermal management

	Product	1- or 2-Part	Color	Thermal conductivity (W/m.K)	Cure type
Thermally-conductive adhesives	DOWSIL™ Q1-9226 Thermally Conductive Adhesive	2-part (1:1)	Gray	0.8	Heat
	DOWSIL™ 1-4174 Thermally Conductive Adhesive	1-part	Gray	1.78	Room temperature or heat accelerated
	DOWSIL™ TC-2030 Adhesive	2-part (1:1)	Gray	2.7	Heat
	DOWSIL™ TC-2035 Adhesive	2-part (1:1)	Part A: White Part B: Reddish brown	3.3	Room temperature or heat accelerated
Thermally-conductive encapsulant	DOWSIL™ TC-6020 Thermally Conductive Encapsulant*	2-part (1:1)	Gray	2.7	Room temperature or heat accelerated

JIS=Japanese Industrial Standard  
\*Pending availability in some geographies

## Protection

	Product	1- or 2 Part	Color	Thermal conductivity (W/m.K)	Cure type
Conformal coatings	DOWSIL™ 3-1953 Conformal Coating	1-part	Translucent	NA	Room temperature
	DOWSIL™ 3-1965 Conformal Coating	1-part	Translucent	NA	Room temperature or heat accelerated
Thermally-conductive encapsulants	DOWSIL™ TC-4605 HLV Thermally Conductive Encapsulant	2-part (1:1)	Gray	1.0	Heat
	DOWSIL™ SE 4445 CV Encapsulant	2-part (1:1)	Gray	1.34	Heat

CV=Controlled volatility



Cure (time/temp.)	Viscosity (cP)	Specific gravity (cured)	Lap shear	Durometer	Notes
100°C or above	Part A: 48,000 Part B: 43,000 Mixed: 59,001	2.14	375 psi, 2.6 MPa (Al)	67 Shore A	
1.5 hr @ 100°C 30 min @ 125°C 20 min @ 150°C	62,300	2.71 Uncured	646 psi, 4.5 MPa (Al)	92 Shore A	UL 94 V-0
1 hr @ 130°C	Part A: 250,000 Part B: 200,000 Mixed: 220,000	2.90 (density)	435 psi, 3 MPa (Al)	92 Shore A	
30 min @ 125°C 10 min @ 150°C	Part A: 130,000 Part B: 118,000 Mixed: 125,000	3.0 (density)	381 psi, 2.63 MPa (Al) 416 psi, 2.87 MPa (Cu)	95 Shore A (JIS Type A) 45 Shore D	UL 94 V-0
23 min @ 60°C, T90% 13 min @ 80°C, T90% 5 min @ 100°C, T90%	Part A: 10,800 Part B: 9,960 Mixed: 10,640	2.926	40.5 psi (Al)	63 Shore A	UL 94 V-0

Cure (time/temp.)	Viscosity (cP)	Specific gravity (cured)	Durometer	Nonvolatile content (%)	Notes
Tack-free: 8 min @ 25°C 0.5 min @ 60°C (15% RH)	350	0.98	34 Shore A	99.4	UL 94 V-0; UL 746E; MIL I-46058C Amend 7; IPC-CC-830B
Tack-free: 6 min @ 25°C	115	0.99	33 Shore A	–	UL 94 V-0; MIL I-46058C Amend 7; IPC-CC-830 with Amendment 1
1 hr @ 120°C	Part A: 1,600 Part B: 1,400 Mixed: 1,900	1.67	60 Shore A	–	UL 94 V-0 @ 1.5 mm
45 min @ 125°C	Mixed: 15,025	2.36 (density)	–	–	UL 94 V-0

# On-board charger

## Thermal management

	Product	1- or 2 Part	Color	Thermal conductivity (W/m.K)	Cure type
Thermally-conductive encapsulants	DOWSIL™ TC-4605 HLV Thermally Conductive Encapsulant	2-part (1:1)	Gray	1.0	Heat
	DOWSIL™ TC-6020 Thermally Conductive Encapsulant	2-part (1:1)	Gray	2.7	Room temperature or heat accelerated
Thermally-conductive gap fillers	DOWSIL™ TC-4515 Thermal Gap Filler	2-part (1:1)	Part A: White Part B: Blue	1.8	Room temperature or heat accelerated
	DOWSIL™ TC-4525 Thermally Conductive Gap Filler	2-part (1:1)	Part A: White Part B: Blue	2.6	Room temperature or heat accelerated
	DOWSIL™ TC-4535 CV Thermally Conductive Gap Filler	2-part (1:1)	Part A: White Part B: Blue	3.5	Room temperature or heat accelerated

CV=Controlled volatility  
JIS=Japanese Industrial Standard

## Assembly


	Product	1- or 2 Part	Color	Thermal conductivity (W/m.K)	Cure type	Cure (time/temp.)
Adhesives	DOWSIL™ EA-9189 H RTV Adhesive	1-part	White	0.88	Room temperature	Tack-free 2 min @ 25°C
	DOWSIL™ 3-6265 HP Adhesive	1-part	Black	–	Heat	4 hrs @ 100°C 50 min @ 120°C 25 min @ 125°C 10 min @ 150°C
EMI shielding	DOWSIL™ EC-6601 Electrically Conductive Adhesive	1-part	Tan	Room temperature with mild heat acceleration	Skin over: 30 min	Initial extrusion rate @ g/min: 2.20

## Protection

	Product	1- or 2 Part	Color	Cure type	Cure (time/temp.)
Conformal coatings	DOWSIL™ 3-1953 Conformal Coating	1-part	Translucent	Fast, RTV with mild heat acceleration possible	Tack-free: 8 min @ 25°C 0.5 min @ 60°C (15% RH)
	DOWSIL™ 3-1965 Conformal Coating	1-part	Translucent	RTV with mild heat acceleration possible	Tack-free: 6 min @ 25°C
Gels	DOWSIL™ 3-4150 Dielectric Gel*	2-part (1:1)	Parts are blue and yellow, transparent green when mixed	Fast, room temperature	1.5 hrs @ 25°C
	SYLGARD™ 527 Silicone Dielectric Gel	2-part (1:1)	Clear or red	Room temperature or heat accelerated	3.5 hrs @ 100°C 1.25 hrs @ 125°C 35 min @ 150°C

\* Available outside China


Cure (time/temp.)	Viscosity (cP)	Durometer	Notes
1 hr @ 120°C	Part A: 1,600 Part B: 1,400 Mixed: 1,900	60 Shore A	UL 94 V-0 @ 1.5 mm
23 min @ 60°C, T90% 13 min @ 80°C, T90% 5 min @ 100°C, T90%	Part A: 10,800 Part B: 9,960 Mixed: 10,640	63 Shore A	UL 94 V-0
2.5 hrs @ 25°C 30 min @ 80°C	Part A: 215,000 Part B: 230,000 Mixed: 240,000	50 Shore 00	UL 94 V-0
2 hrs @ 25°C 20 min @ 50°C 10 min @ 80°C	Part A: 207,000 Part B: 193,000 Mixed: 217,000	55 Shore 00	UL 94 V-0
2 hrs @ 25°C 30 min @ 80°C	Part A: 200,000 Part B: 230,000 Mixed: 205,000	52 Shore 00 18 JIS Type E	UL 94 Pending



Specific gravity (cured)	Lap shear	Durometer	Tensile strength (MPa)	Elongation (%)	Notes
1.78	327 psi, 2.2 MPa (Al) 343 psi, 2.3 MPa (Cu) 187 psi, 1.2 MPa (PC) 349 psi, 2.4 MPa (FR4)	80 Shore A	3.9	32	UL 94 V-0
1.33	825 psi, 5.7 MPa (Al)	68 Shore A	5.8	275	
3.37	1.30 (Al)	80 Shore A	1.51	194	Volume resistivity: 2.7E -3 ohm *cm Shielding effectiveness: 86 dB

Viscosity (cP)	Specific gravity (cured)	Durometer	Nonvolatile content (%)	Notes
350	0.98	34 Shore A	99.4	UL 94 V-0; MIL I-46058C Amend 7; IPC-CC-830B; UL 746E
115	0.99	33 Shore A	-	UL 94 V-0; MIL I-46058C Amend 7; IPC-CC-830 with Amendment 1
Part A: 475 Part B: 450 Mixed: 475	0.97	Gel hardness: 115 grams	-	
Part A: 470 Part B: 454 Mixed: 465	0.95 Uncured	Gel hardness: 113 grams	-	UL 94 HB





# Thermal system

## PTC Heater

### Thermal management and assembly

	Product	1- or 2 Part	Color	Thermal conductivity (W/m.K)	Cure type	Cure (time/temp.)
Thermally-conductive adhesives	DOWSIL™ Q1-9226 Thermally Conductive Adhesive	2-part (1:1)	Gray	0.8	Heat	100°C or above
	DOWSIL™ TC-2035 Adhesive	2-part (1:1)	Part A: White Part B: Reddish brown	3.3	Heat	30 min @ 125°C 10 min @ 150°C
	DOWSIL™ TC-2022 Thermally Conductive Adhesive	1-part	Gray	1.7	Heat	15 min @ 100°C
	DOWSIL™ 1-4173 Thermally Conductive Adhesive	1-part	Gray	1.8	Heat	1.5 hrs @ 100°C 30 min @ 125°C 20 min @ 150°C

JIS=Japanese Industrial Standard

## Electric compressor

### Protection

	Product	1- or 2 Part	Color	Cure type	Cure (time/temp.)
Conformal coatings	DOWSIL™ 3-1953 Conformal Coating	1-part	Translucent	Room temperature or heat accelerated	Tack free: 8 min @ 25°C 0.5 min @ 60°C (15% RH)
	DOWSIL™ 3-1965 Conformal Coating	1-part	Translucent	Room temperature or heat accelerated	Tack free: 6 min @ 25°C
	DOWSIL™ 1-2577 Low VOC Conformal Coating	1-part	Translucent	Room temperature or heat accelerated	Tack free: 6 min @ 25°C 1.5 min @ 60°C (15% RH)

## Sheath heater

### Protection

	Product	1- or 2 Part	Color	Thermal conductivity (W/m.K)	Cure (type)
Encapsulants	SYLGARD™ 170 Silicone Elastomer	2-part (1:1)	Dark gray to black	0.48	Room temperature or heat accelerated
	SYLGARD™ 170 Fast Cure Silicone Elastomer	2-part (1:1)	Black	0.4	Room temperature or heat accelerated

Viscosity (cP)	Specific gravity (cured)	Lap shear (MPa)	Durometer	Notes
Part A: 48,000 Part B: 43,000 Mixed: 59,000	2.14	2.6, 375 psi (Al)	67 Shore A	
Part A: 130,000 Part B: 118,000 Mixed: 125,000	3.01 (density)	2.63, 381 psi (Al) 2.87, 416 psi (Cu)	95 Shore A (JIS Type A) 45 Shore D	UL 94 V-0
190,000	2.7	4.1, 600 psi (Al)	90 Shore A	

61,000	2.7	4.5, 650 psi (Al)	92 Shore A	UL 94 V-0
--------	-----	-------------------	------------	-----------

Viscosity (cP)	Specific gravity (cured)	Durometer	Nonvolatile Content (%)	Notes
350	0.98	34 Shore A	99.4	UV indicator for inspection; UL 94 V-0; MIL-1-46058C Amend 7; IPC-CC-830B;UL 746E
115	0.99	33 Shore A	-	UV indicator for inspection; UL 84 V-0; MIL-1-46058C Amend 7; IPC-CC-830 with Amendment 1
1,050	1.12	85 Shore A 25 Shore D	Forced draft volatility: 33.6	UV indicator for inspection; UL 746E; UL 94 V-0; UL 94 5VA; MIL-1-46058C Amend 7; IPC-CC-830B

Cure (time/temp.)	Viscosity (cP)	Specific gravity (uncured)	Durometer	Notes
1 day @ 25°C 25 min @ 70°C 10 min @ 100°C	Part A: 3,160 Part B: 1,110 Mixed: 2,135	Parts A/B: 1.37	47 Shore A	UL 94 V-0
10 min @ 25°C	Part A: 3,436 Part B: 1,287 Mixed: 2,361	Parts A/B: 1.38	45 Shore A	UL 94 V-0





## Materials solutions, expertise, and collaboration from Dow

Established specifically to explore and develop the potential of silicones, Dow is a global leader in silicones, silicon-based technology and innovation. We bring decades of success in game-changing materials innovation for the world's transportation industry, as well as specific expertise in the development of performance-enhancing and enabling technologies for automotive applications.

To help make electric vehicles a high-performing, cost-effective transportation alternative, Dow is investing in new solutions for the design and assembly of xEV applications. And we are looking for opportunities to collaborate with battery cell makers, system designers, assemblers, tier suppliers, and vehicle OEMs to improve the efficiency and reliability of next-generation battery packs and systems.

### Learn more

We bring more than just an industry-leading portfolio of advanced silicone-based materials. As your dedicated innovation leader, we bring proven process and application expertise, a network of technical experts, a reliable global supply base and world-class customer service.

To find out how we can support your applications, visit [consumer.dow.com/pcb](https://consumer.dow.com/pcb).

**Images:** Cover: gettyimages\_921880182; Page 2: adobestock\_199922865, dow\_40436504497, dow\_40439398196; Page 3: dow\_40422824609; Page 4: gettyimages\_610485326; Page 5: gettyimages\_492150104, adobestock\_198399970, gettyimages\_489804080; Page 6: gettyimages\_492150104; Page 7: dow\_41973132852; Page 9: adobestock\_198399995; Page 10: adobestock\_198399547; Page 11: gettyimages\_974186664; Page 17: gettyimages\_489804080; Page 18: adobestock\_198399970; Page 19: dow\_40176166107; Page 20: gettyimages\_508432923

#### LIMITED WARRANTY INFORMATION – PLEASE READ CAREFULLY

The information contained herein is offered in good faith and is believed to be accurate. However, because conditions and methods of use of our products are beyond our control, this information should not be used in substitution for customer's tests to ensure that our products are safe, effective and fully satisfactory for the intended end use. Suggestions of use shall not be taken as inducements to infringe any patent.

Dow's sole warranty is that our products will meet the sales specifications in effect at the time of shipment.

Your exclusive remedy for breach of such warranty is limited to refund of purchase price or replacement of any product shown to be other than as warranted.

**TO THE FULLEST EXTENT PERMITTED BY APPLICABLE LAW, DOW SPECIFICALLY DISCLAIMS ANY OTHER EXPRESS OR IMPLIED WARRANTY OF FITNESS FOR A PARTICULAR PURPOSE OR MERCHANTABILITY.**

**DOW DISCLAIMS LIABILITY FOR ANY INCIDENTAL OR CONSEQUENTIAL DAMAGES.**

®™ Trademarks of The Dow Chemical Company (Dow) or an affiliated Company of Dow.

© 2019 The Dow Chemical Company. All rights reserved.

AMP18BDE293

Form No. 11-4003-01